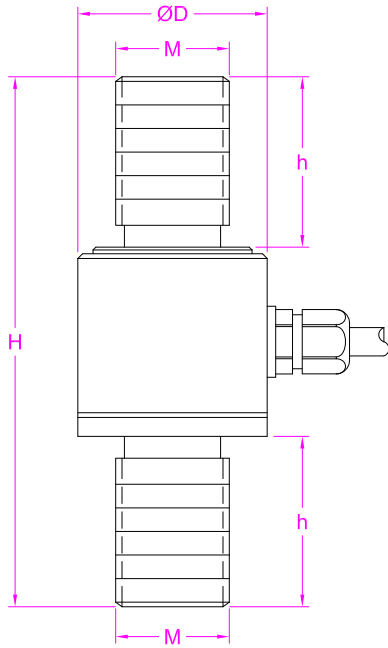
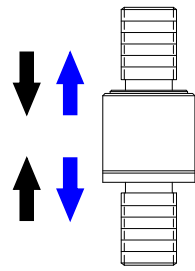


Dimensions in "mm"



Load direction  
加载方向



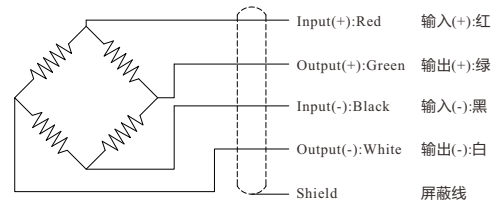
**Ordering code**

**FLH - 10kN**

Model Capacity

Capacity	D	H	h	M
10/20kN	20	56	18	M12*1.5
30kN	28	70	22	M16*2
50/100kN	36	98	32	M24*3
200kN	52	145	45	M36*3
300/500kN	82	260	85	M64*3
1000kN	120	320	110	M100*3

Wiring Diagram/接线图



--- Specifications / 规格参数 ---

Capacity/量程	10/20/30/50/100/200/300/500/1000 kN		
Rated Output 额定输出	1.5 mV/V	Compensated Temp. 温度补偿范围	-10...+40°C
Excitation 激励电压	3~15V	Operating Temp. 工作温度范围	-20...+60°C
Zero Balance 零点输出	±0.1mV/V	Temp. Shift Zero 零点温度漂移	±0.02% of R.O./°C
Nonlinearity 非线性	±0.3% of R.O.	Temp. Shift Span 灵敏度温度漂移	±0.02% of R.O./°C
Hysteresis 滞后	±0.3% of R.O.	Input Resistance 输入阻抗	750±100Ω
Nonrepeatability 非重复性	±0.1% of R.O.	Output Resistance 输出阻抗	700±10Ω
Creep(5min) 蠕变(5min)	±0.1% of R.O.	Insulation Resistance 绝缘阻抗	>5000MΩ(50V)
Safe Overload 安全过载	150% of F.S.	Ingress Protection 防护等级	IP62
Ultimate Overload 极限过载	200% of F.S.	Material of Element 弹性体材料	Stainless steel 不锈钢
Cable 导线	Ø3(Ø5)*3000mm 4-core shielded cable Ø3(Ø5)*3000mm 4芯屏蔽线		
R.O.=Rated Output/额定输出 F.S.=Full Scale/满量程			

• Subject to change without notice / 如有更改,不另行通知