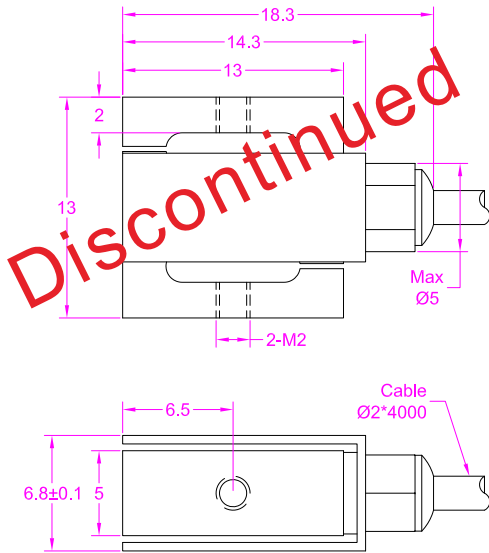
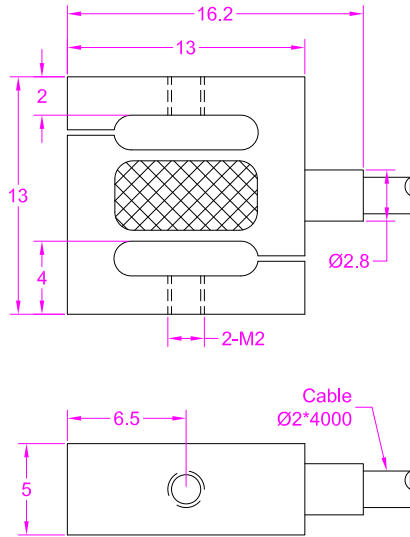


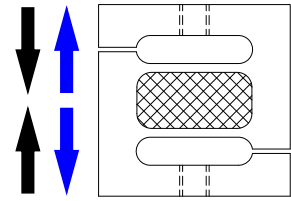
10N/20N



50N/100N/200N

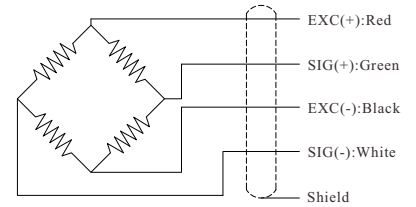


Load direction
受力方向



Ordering code
FSSQ-50N
Model Capacity

Wiring Diagram



--- Specifications / 规格参数 ---

Capacity/量程	50/100/200 N		
Rated Output 额定输出	2.0 mV/V	Compensated Temp. 温度补偿范围	-10...+40°C
Excitation 激励电压	3~12V	Operating Temp. 工作温度范围	-20...+60°C
Zero Balance 零点输出	±0.1mV/V	Temp. Shift Zero 零点温度漂移	±0.03% of R.O./°C
Nonlinearity 非线性	±0.2% of R.O.	Temp. Shift Span 灵敏度温度漂移	±0.02% of R.O./°C
Hysteresis 滞后	±0.2% of R.O.	Input Resistance 输入阻抗	380±30Ω
Nonrepeatability 非重复性	±0.1% of R.O.	Output Resistance 输出阻抗	352±3Ω
Creep(5min) 蠕变	±0.1% of R.O.	Insulation Resistance 绝缘阻抗	>2000MΩ(50V)
Safe Overload 安全过载	150% of F.S.	Ingress Protection 防护等级	≤20N IP50 ≥50N IP62
Ultimate Overload 极限过载	200% of F.S.	Material of Element 弹性体材料	Stainless steel
Cable 导线	Ø2*4000mm 4-core shielded cable Ø2*4000mm 4芯屏蔽线		
R.O.=Rated Output/额定输出 F.S.=Full Scale/满量程			

• Subject to change without notice / 如有更改,不另行通知