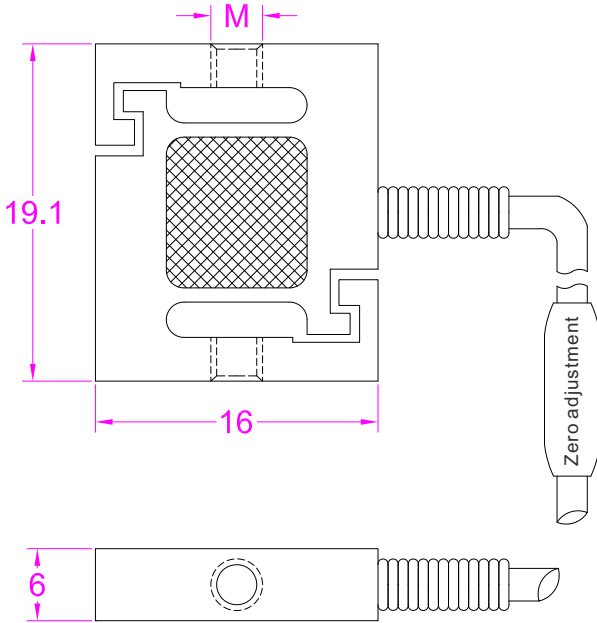
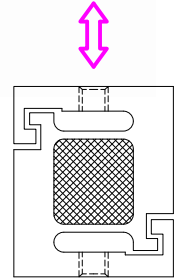


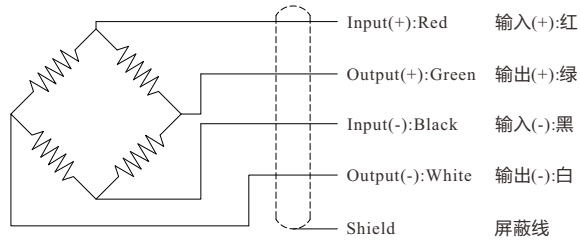
Capacity/量程(N)	M
10~20	3
50~500	4



Load direction  
受力方向



Wiring Diagram/接线图



--- Specifications / 规格参数 ---

Capacity/量程	10/20/50/100/200/300/400/500N		
Rated Output 额定输出	1.7~2.2mV/V	Compensated Temp. 温度补偿范围	-10...+40°C
Excitation 激励电压	5~12V	Operating Temp. 工作温度范围	-20...+60°C
Zero Balance 零点输出	±2% of R.O.	Temp. Shift Zero 零点温度漂移	±0.01% of R.O./°C
Nonlinearity 非线性	±0.1% of R.O.	Temp. Shift Span 灵敏度温度漂移	±0.01% of R.O./°C
Hysteresis 滞后	±0.1% of R.O.	Input Resistance 输入阻抗	385±30Ω
Nonrepeatability 非重复性	±0.05% of R.O.	Output Resistance 输出阻抗	350±5Ω
Creep(30min) 蠕变	±0.05% of R.O.	Insulation Resistance 绝缘阻抗	>5000MΩ(50V)
Safe Overload 安全过载	150% of F.S.	Ingress Protection 防护等级	IP64
Ultimate Overload 极限过载	200% of F.S.	Material of Element 弹性体材料	Alloy steel 合金钢
Cable 导线	Ø2*1500mm 4-core shielded cable Ø2*1500mm 4芯屏蔽线		
R.O.=Rated Output/额定输出    F.S.=Full Scale/满量程			

• Subject to change without notice / 如有更改,不另行通知