

**Ordering Code:**

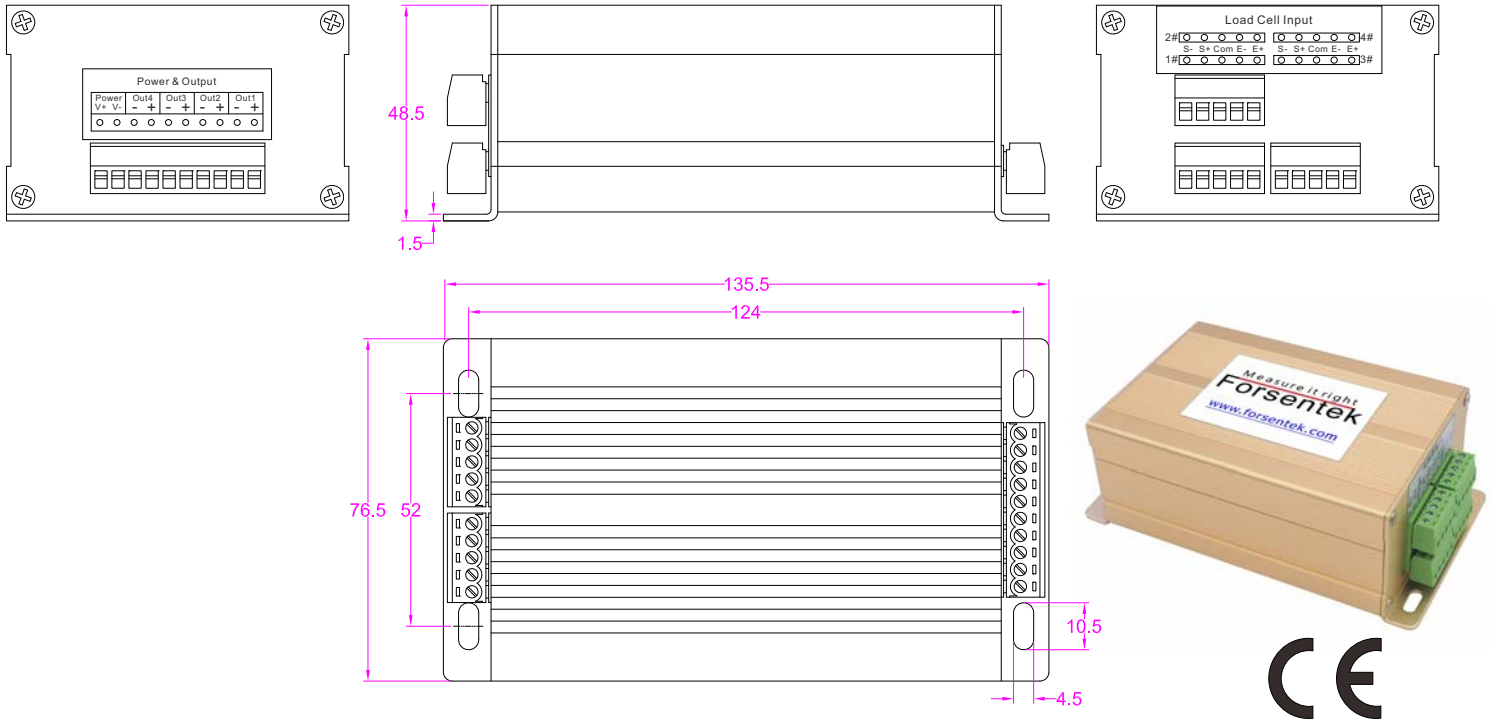
Part No.	Capacity
	Fx=Fy=Fz
FNZ-10N	10N
FNZ-20N	20N
FNZ-50N	50N
FNZ-100N	100N

--- Specifications / 规格参数 ---

Capacity/量程	Fx/Fy/Fz---10/20/50/100N		
Rated Output 额定输出	1.0mV/V	Crosstalk 串扰	<2% F.S.
Excitation 激励电压	3~12V	Operating Temp. 工作温度范围	-10...+50°C
Zero Balance 零点输出	±0.1mV/V	Temp. Shift Zero 零点温度漂移	±0.05% of R.O./°C
Nonlinearity 非线性	±0.2% of R.O.	Temp. Shift Span 灵敏度温度漂移	±0.01% of R.O./°C
Hysteresis 滞后	±0.2% of R.O.	Input Resistance 输入阻抗	350±50Ω
Nonrepeatability 非重复性	±0.1% of R.O.	Output Resistance 输出阻抗	350±10Ω
Creep(5min) 蠕变(5min)	±0.1% of R.O.	Insulation Resistance 绝缘阻抗	>2000MΩ(50V)
Safe Overload 安全过载	150% of F.S.	Ingress Protection 防护等级	IP62
Ultimate Overload 极限过载	200% of F.S.	Material of Element 弹性体材料	Aluminum alloy 铝合金
Cable 导线	Ø3*2000mm 4-core shielded cable Ø3*2000mm 4芯屏蔽线		
R.O.=Rated Output/额定输出 F.S.=Full Scale/满量程			

• Subject to change without notice / 如有更改,不另行通知

# 3-Channel load cell amplifier



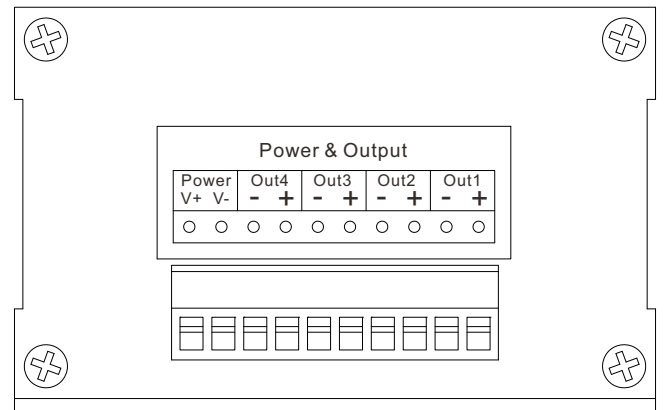
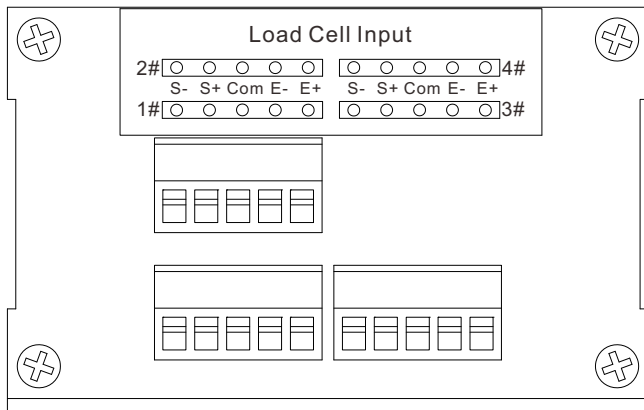
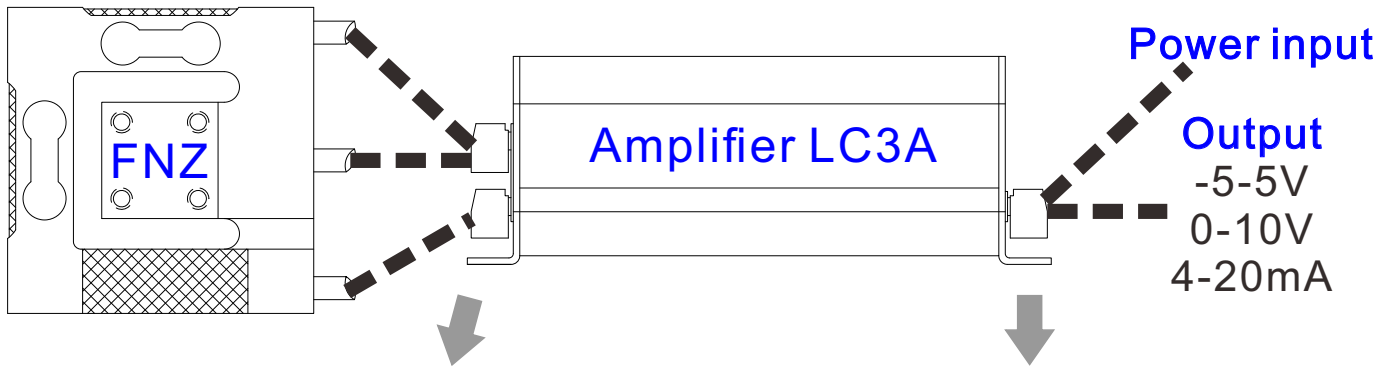
Ordering Code			
For compression only (Or tension only)		For tension and compression (Or clockwise and CCW)	
24V Power supply	12V Power supply	24V Power supply	12V Power supply
LC3A(0-3.3V)-24V	LC3A(0-3.3V)-12V	LC3A(0-1.5-3V)-24V	LC3A(0-1.5-3V)-24V
LC3A(0-5V)-24V	LC3A(0-5V)-12V	LC3A(0-2.5-5V)-24V	LC3A(0-2.5-5V)-12V
LC3A(0-10V)-24V	LC3A(0-10V)-12V	LC3A(0-5-10V)-24V	LC3A(0-5-10V)-12V
LC3A(0-20mA)-24V	LC3A(0-20mA)-12V	LC3A(-5-5V)-24V	LC3A(-5-5V)-12V
LC3A(4-20mA)-24V	LC3A(4-20mA)-12V	LC3A(-10-10V)-24V	LC3A(-10-10V)-12V
/	/	LC3A(4-12-20mA)-24V	LC3A(4-12-20mA)-12V
Consult us for other outputs			

--- Specifications / 规格参数 ---

Function/功能	Turn mV signal into V or mA signal 将mV信号放大成V或mA信号
Accuracy/精度	0.15%
Power supply/供电电压	24V DC or 12V DC
Excitation for load cell/传感器激励电压	5V DC
Input signal range/输入信号范围	0.6~3.0mV/V
Output signal/输出信号	Refer to ordering code
Working Temp./工作温度	-10...+60°C
Material of enclosure/外壳材料	Aluminum alloy/铝合金
Ingress protection/防护等级	IP40

• Subject to change without notice / 如有更改,不另行通知

Wiring example between FNZ and amplifier LC3A



Wiring code

1# terminal connects with Fx channel			
E+	Red	E-	Black
S+	Green	S-	White
2# terminal connects with Fy channel			
E+	Red	E-	Black
S+	Green	S-	White
3# terminal connects with Fz channel			
E+	Red	E-	Black
S+	Green	S-	White

Power			
V+	Power+	V-	Power-
Out1 @ Fx output			
+	Output+	-	Output-
Out2 @ Fy output			
+	Output+	-	Output-
Out3 @ Fz output			
+	Output+	-	Output-

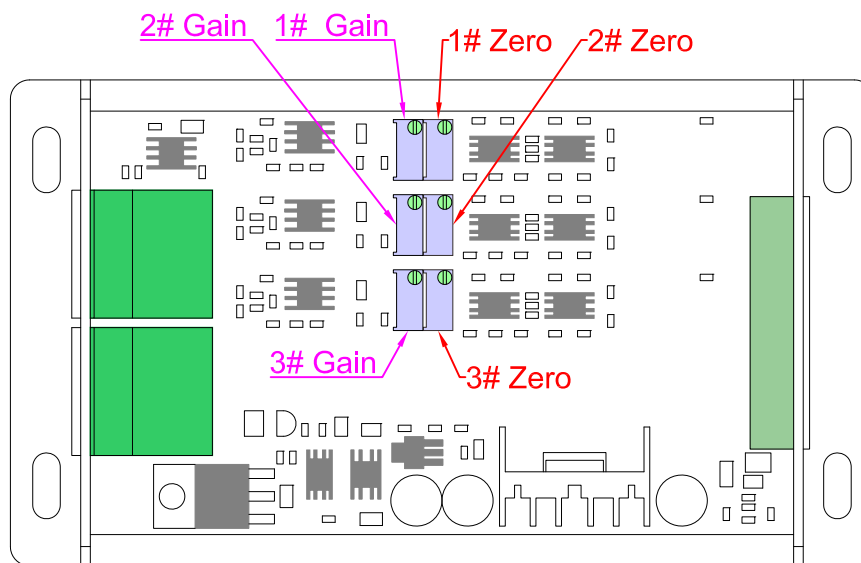
# Calibration instructions of FNZ and LC3A

Before operation, clients need to prepare:

- 1-Power supply for LC3A
- 2-4 x 2-core cables for power input and signal output
- 3-Multimeter to measure the output signal from LC3A
- 4-Reference load and necessary tools for calibration
- 5-Screw drivers to open the cover plate of LC3A and adjust the potentiometers during calibration

## 1-Wiring(Refer to P-3/4)

## 2-Open the top cover plate of LC3A,you'll see below view:



## 3-Calibration of Fx channel

- 3.1-Measuring the output signal from Out1 of LC3A using a multimeter.
- 3.2-Applying 0 load to Fx direction,adjust potentiometer "**1# Zero**" to get desired output.
- 3.3-Applying reference load to Fx direction,adjust potentiometer "**1# Gain**" to get desired output.
- 3.4-Repeat step 3.2 and 3.3 for 2-3 times to get better result.

## 4-Calibration of Fy channel

- 4.1-Measuring the output signal from Out2 of LC3A using a multimeter.
- 4.2-Applying 0 load to Fy direction,adjust potentiometer "**2# Zero**" to get desired output.
- 4.3-Applying reference load to Fy direction,adjust potentiometer "**2# Gain**" to get desired output.
- 4.4-Repeat step 4.2 and 4.3 for 2-3 times to get better result.

## 5-Calibration of Fz channel

- 5.1-Measuring the output signal from Out3 of LC3A using a multimeter.
- 5.2-Applying 0 load to Fz direction,adjust potentiometer "**3# Zero**" to get desired output.
- 5.3-Applying reference load to Fz direction,adjust potentiometer "**3# Gain**" to get desired output.
- 5.4-Repeat step 5.2 and 5.3 for 2-3 times to get better result.

## 6-Install the top cover plate of LC3A